



Imperial Valley
WELLNESS
FOUNDATION

Imperial County COVID-19 Response Fund

June 2021 UPDATE

COVID-19's Impact: Imperial County

Los Angeles Times



Tracking the coronavirus in Imperial County

By Los Angeles Times Staff

Updated Jan. 22 1:27 p.m. Pacific

25,445

confirmed cases

+121 today

+53 yesterday

493

deaths

+7 today

+12 yesterday

23,695

recoveries

+128 today

+141 yesterday

San Diego steps up as Imperial County hospitals are hit by rush of patients with the coronavirus

SPECIAL REPORT

This is the County in California With the Most COVID-19 Deaths

Samuel Stebbins



Of the 58 counties and county equivalents in California with current data, Imperial County has had the highest number of deaths attributed to COVID-19 per capita to date. Since the first COVID-19-related death was reported in the United States on Feb. 29, 2020, 463 people have died of the virus in Imperial County — or about 257 for every 100,000 people.

For reference, across all of California, the population-adjusted coronavirus death toll stands at 85 for every 100,000 people.

Los Angeles Times

'Underserved and underfunded': Inside California's county hit hardest by COVID-19

Imperial County, the COVID-19 epicenter



Covid-19 Disparity Defined

- 257 Imperial County deaths per 100,000
- 85 California deaths per 100,000
- 54.7 San Diego County deaths per 100,000

Imperial County COVID-19 Response Fund

FUNDRAISING GOAL: \$1,000,000

Funds to date: \$851,200

Distributed to date: \$846,000

In Kind / PPE: 250k Masks; 500k Face Shields; 50k Sanitizers

Funding Partners

\$850,000+ Raised.

Thank you to these generous organizations.



Robert Wood Johnson Foundation



THE CENTER
at Sierra Health Foundation



PPE In-Kind:

Last Mile San Diego &
CA Office of Emergency Services

250,000 Masks
500,000 Shields
50,000+ Sanitizers




Populations Served

- Children
- Disadvantaged Students
- Farm Workers
- Homeless
- LGBTQ
- Low-Income Families
- Seniors
- Veterans

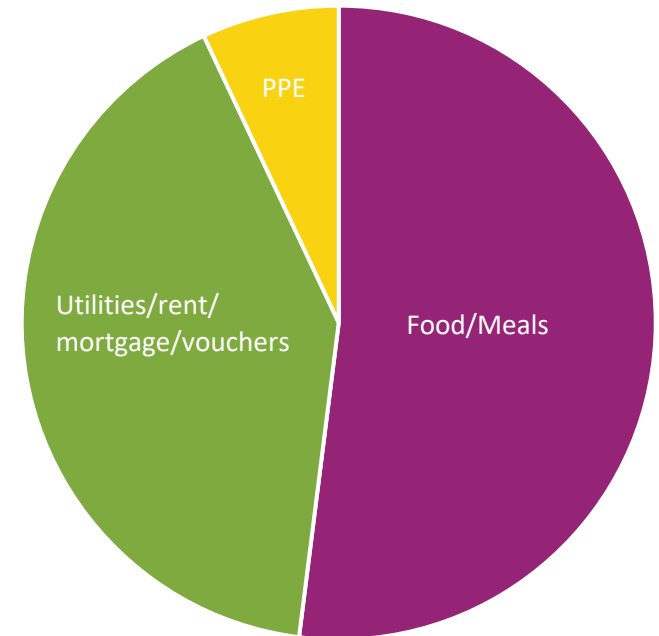


Community Served



33,000+ people served PER MONTH through 17 Funded Community Based Organizations

Covid-19 Relief Efforts



■ Food/meals ■ Utilities/rent/mortgage/vouchers ■ PPE

Imperial County COVID-19 Response Fund: Eligibility

To qualify for the Imperial County COVID-19 Response Fund, nonprofits must:

- Serve vulnerable populations within Imperial County, especially those disproportionately impacted by unemployment and other economic hardships during COVID-19, with preference given to those who primarily serve farm workers;
- Be a 501(c)3 or have a 501(c)3 fiscal sponsor, and
- Primarily serve Imperial County with preference given to those with headquartered locations in Imperial County.


NOTE: The Imperial County COVID-19 Response Fund has been distributed and is not accepting any more applications at this time.

Imperial County COVID-19 Response Fund:

Application Results

	# of Applications Received	# of CBOs Funded	Total Funding
Round 1	51	15	\$331,000
Round 2	18	7	\$235,100
Round 3	23	10	\$280,000
			\$846,100

Grant Recipients



COVID + Vaccine: Disparity Continues

Despite having the highest deaths per 100,000 in CA, Imperial County received 6,200 vaccine doses for its 181,000 population. More doses are anticipated.

And, IC also serves U.S. Citizens living across the border in Baja California, MX (population 250,000).



NEWS: CORONAVIRUS

Imperial County, badly hurt by COVID-19, rolls out limited supply of vaccines

Stories from Grantees



From Imperial Valley Food Bank
(<https://www.ivfoodbank.com/>)

“While other agencies closed, we lost our volunteers, our own families were impacted by the virus, and we risked our own health to serve the hungry of the county. The words of the Governor who named food assistance personal ‘essential’ never rang truer. In April, we saw a 50% increase in clients needing food assistance. We moved most distributions to a drive-through model to reduce staff exposure. The heat of the summer exacerbated the situation as distribution lines became longer due to increased demand. Our objective was to continue to meet the need during the crisis and we did just that.”

Stories from Grantees

From Sure Help Line (<http://surehelplinecrisiscenter.com/>):

“When we (ran out of funds), on several occasions staff "passed the hat " and helped place persons in hotels and bought meals.”



Stories from Grantees



From The Salvation Army-Imperial County
(<https://elcentro.salvationarmy.org/>)

“At this time, The Salvation Army’s projected COVID-19 related expenses are significantly higher than projected income. Demand for emergency food has already more than doubled since the COVID-19 outbreak, as many people who have been financially impacted by the crisis enter our doors for the first time to request assistance. In Imperial Valley, The Salvation Army has distributed 2,247 meals and 716 food boxes. The Salvation Army is now serving 1,000 persons a week in the last three weeks. As congregate meals have been cancelled around the county, Salvation Army staff and volunteers are going out to the streets to distribute meals to the unsheltered homeless. Meanwhile, in-kind food donations have been reduced in some areas as grocers do not have enough food supply in stock to provide their regular donations.”



Imperial Valley Wellness Foundation: VISION

Healthy people living full lives in the Imperial Valley.



\$7.5M
CHALLENGE GRANT



\$17.5M
FROM OTHER
FOUNDATIONS,
CORPORATIONS
AND GOVERNMENT

GOAL: Build a \$25 million permanent Endowment for greater impact.

Imperial Valley Wellness Foundation is an independent, locally run 501(c)3 public charity. ivwvf.org

THANK YOU FOR YOUR SUPPORT OF IMPERIAL COUNTY



To advance the health and wellness of vulnerable populations in Imperial County.

Background and Demographics: Imperial County

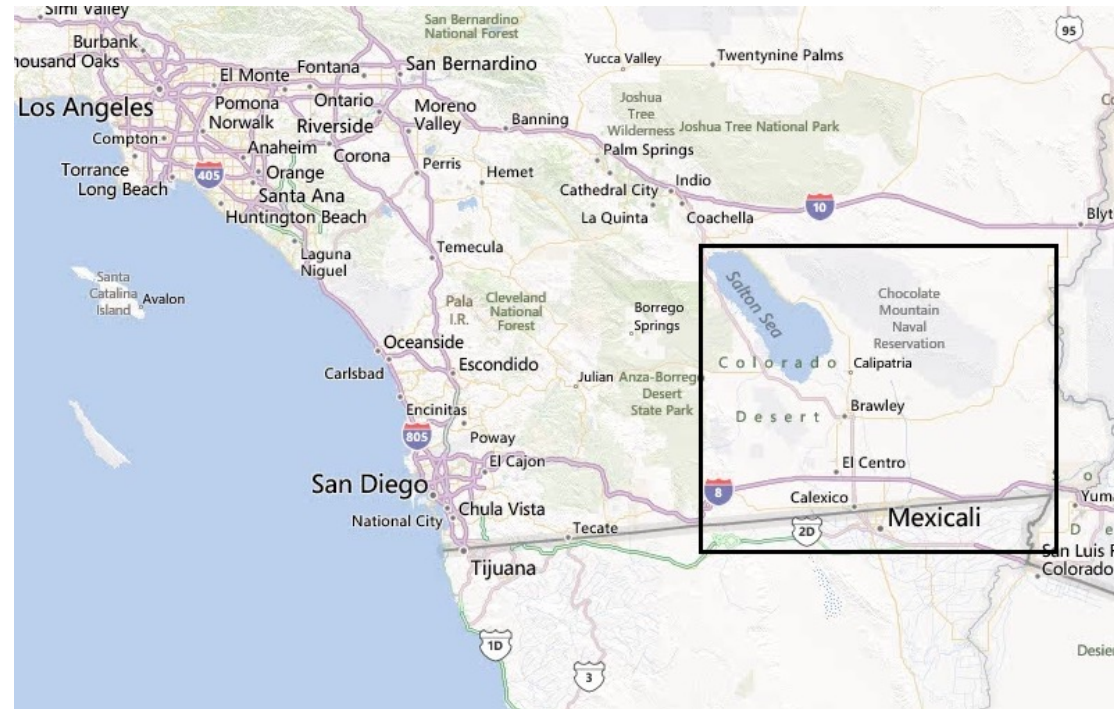
Where is Imperial County?



What Makes Imperial County Uniquely Isolated from San Diego and Coachella/Inland Empire?

Land Masses and International Border

- (West) Desert separates IC from San Diego (2 hour drive)
- (North) Salton Sea separates IC from Coachella/Inland Empire (2 hour drive)
- (South) IC shares busy international border crossing with Baja California
- (East) Arizona



Imperial County: Key Demographics

- Population: 181,215*
- Geography: 4,482 square miles* (the size of Connecticut)
- Latinx population: 85%
- White population: 10%
- Poverty: typically >20%
- Unemployment: typically between 20%-30%

* 2019 - U.S. Census Bureau

<https://www.census.gov/quickfacts/imperialcountycalifornia>

Serious Health + Environmental Challenges

Imperial County, California has long been seen as an area with serious health and environmental challenges. Some leading examples:

- **Food Insecurity** – 40% of children are food insecure
- **Diabetes** - #1 in the U.S. for diabetes deaths (101.2 per 100,000 population)
- **Obesity** - poor nutrition quality creates an overweight community
- **Asthma** - 1 in 5 children in Imperial County has asthma, and goes to the Emergency Room for asthma at a rate 3x higher than the state's average
- **Poor Air Quality** - 100 tons of daily airborne dust, some of it toxic from the Salton Sea, exacerbates asthma
- **Primary Physician Shortage** - 21.1/100,000 (38 in total). Nearby San Diego has 51.4/100,000

Health Challenges

- 1 in 5 children have asthma.
- 40% of children are food insecure

Imperial County has the highest number of diabetes deaths, 101.2 per 100,000 population, in the United States.



40%
OF CHILDREN ARE
FOOD INSECURE



#1
IN DIABETES DEATH
IN US, 101.2 PER 100K

Environmental Challenges



The Salton Sea exposed toxic playa (Photo by Matthew Dillon Creative Commons)



100 YEARS

OF FERTILIZER AND
PESTICIDES IN THE SALTON SEA
AFFECT WATER AND AIR
QUALITY IN IMPERIAL COUNTY



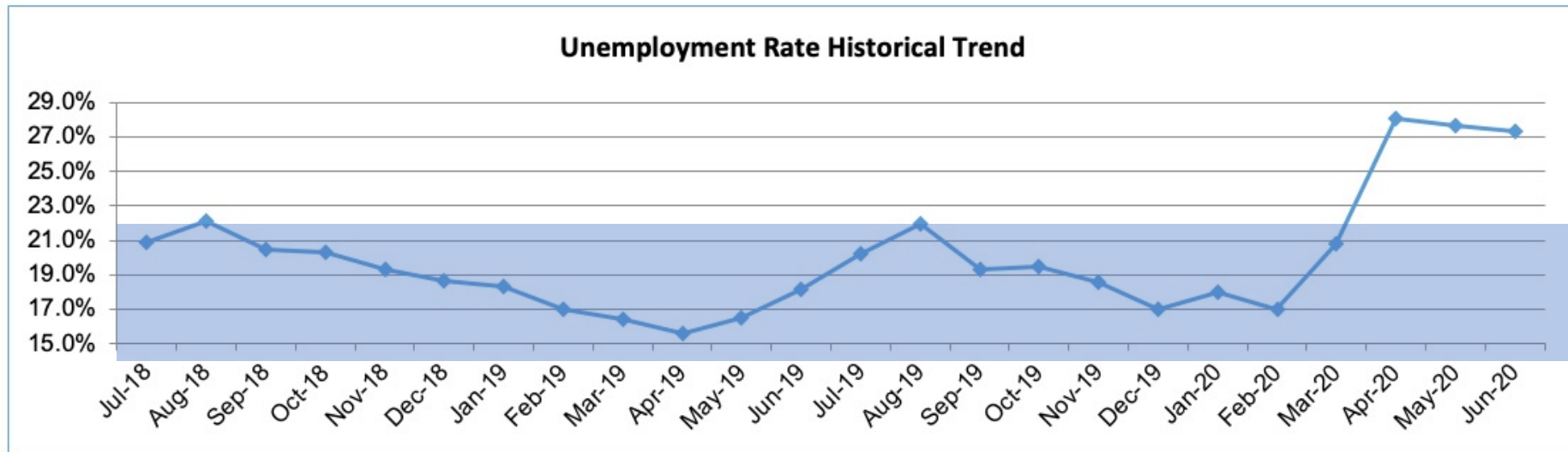
100 TONS

OF DAILY AIRBORNE DUST
CAUSE RESPIRATORY
PROBLEMS IN CHILDREN AND
ADULTS

Unemployment

IMMEDIATE RELEASE
EL CENTRO METROPOLITAN STATISTICAL AREA (MSA)
(Imperial County)

The unemployment rate in Imperial County was 27.3 percent in June 2020, down from a revised 27.7 percent in May 2020, and above the year-ago estimate of 18.2 percent. This compares with an unadjusted unemployment rate of 15.1 percent for California and 11.2 percent for the nation during the same period.

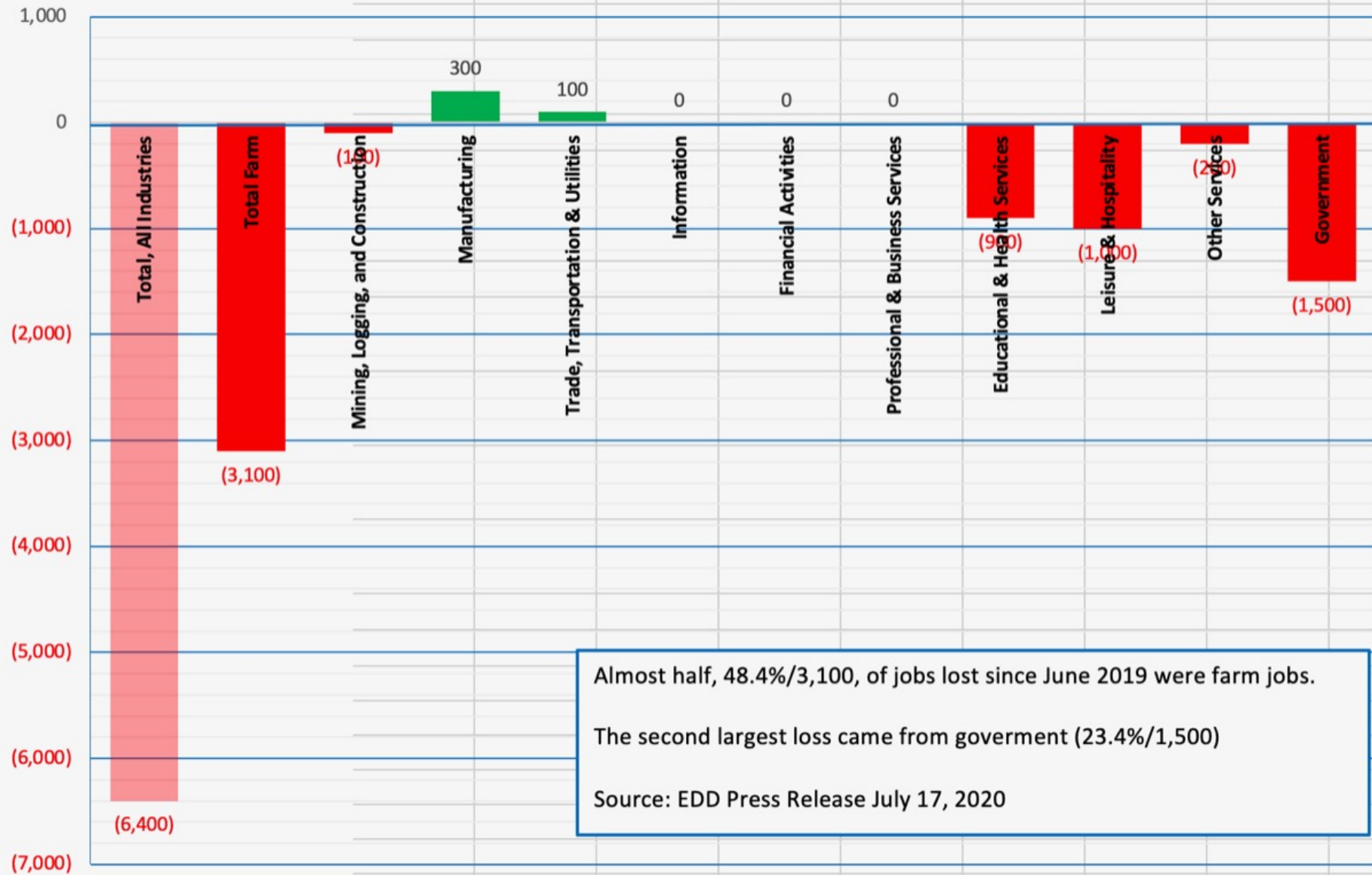


Note: total number of unemployed in June 2020 was 20,200.

Shaded area shows the normal range. Above the shaded area shows # since Covid-19.

Graphic courtesy EDD. Shaded area done by AHF.

Jobs Lost and Gained, Imperial Valley, June 2019 - June 2020

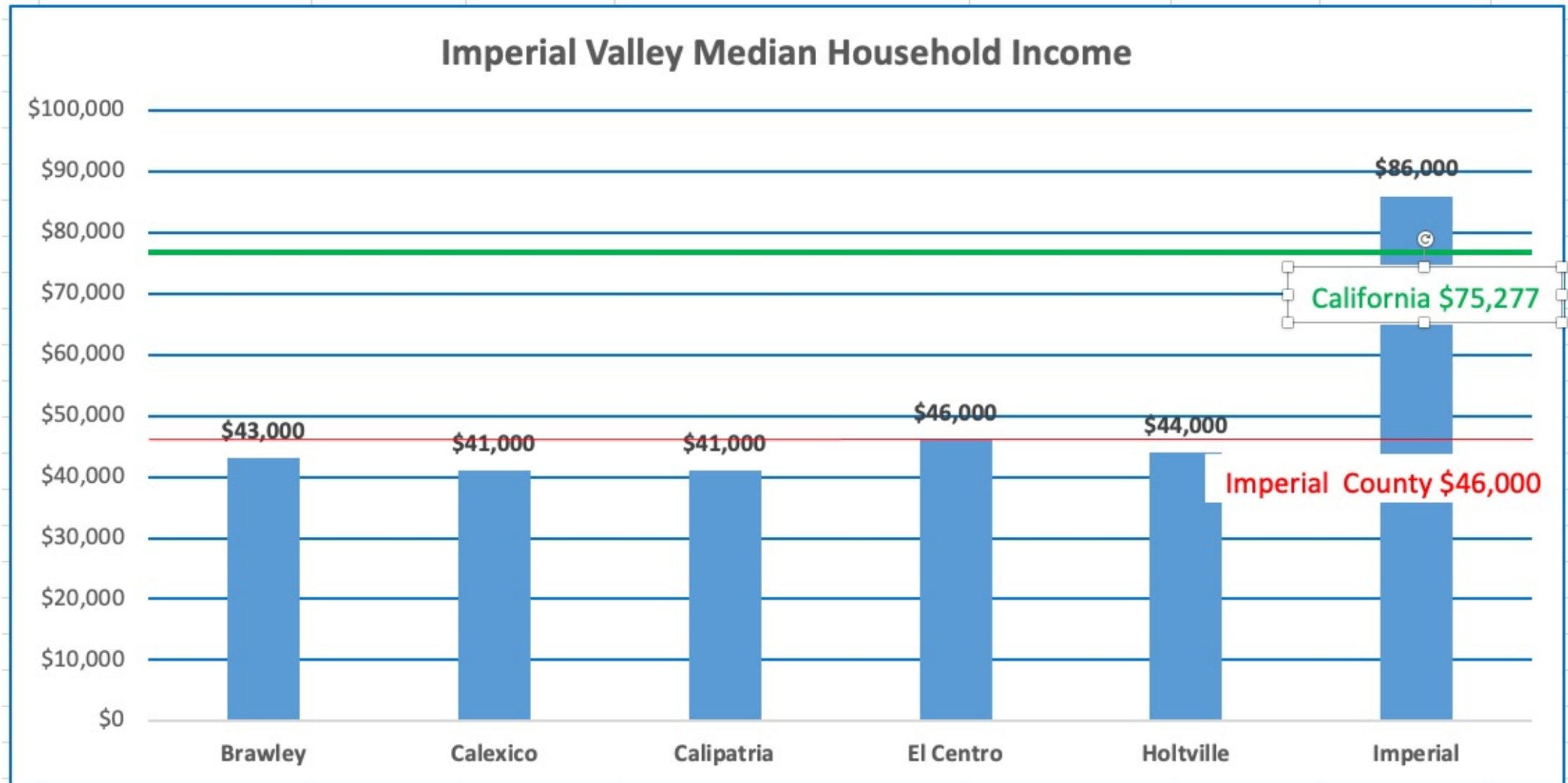


Almost half, 48.4%/3,100, of jobs lost since June 2019 were farm jobs.

The second largest loss came from goverment (23.4%/1,500)

Source: EDD Press Release July 17, 2020

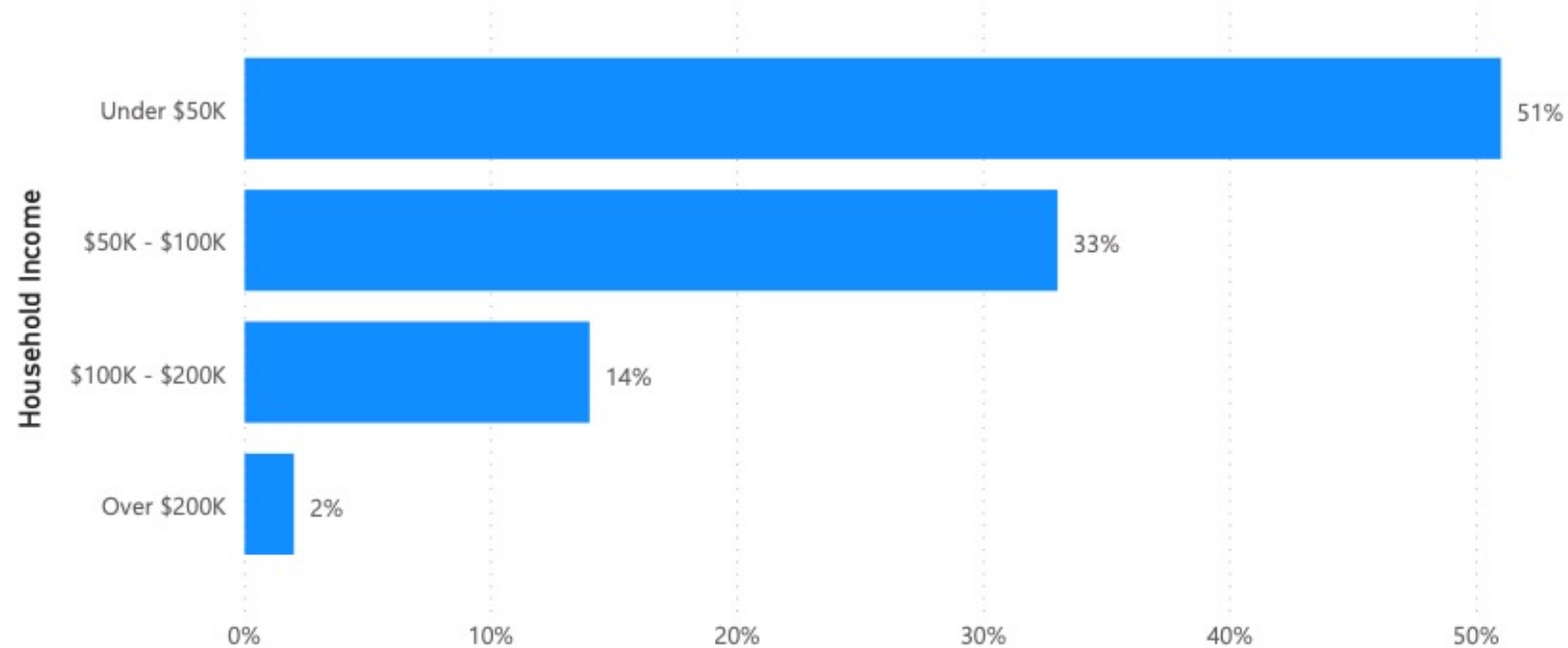
Median Household Income



Source: U.S. Census Bureau, July 2019

% Household Income by Income Range

Household Income Breakdown %

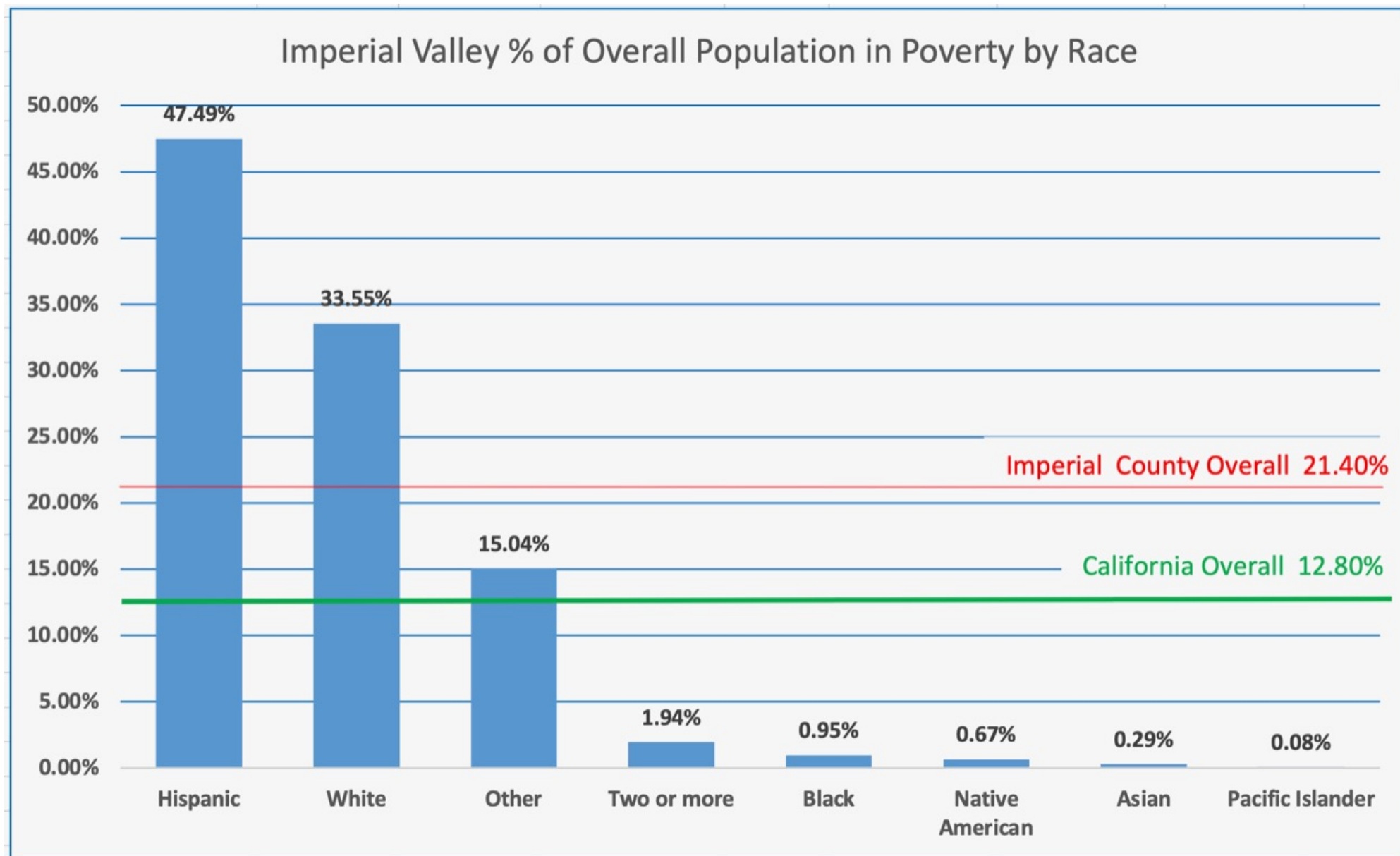


Per capita income is \$17,590 compared with \$37,124 for California, as a whole.

- 51 % of Imperial County Residents have an Household Income under \$50K.

Note: This data is from 2018

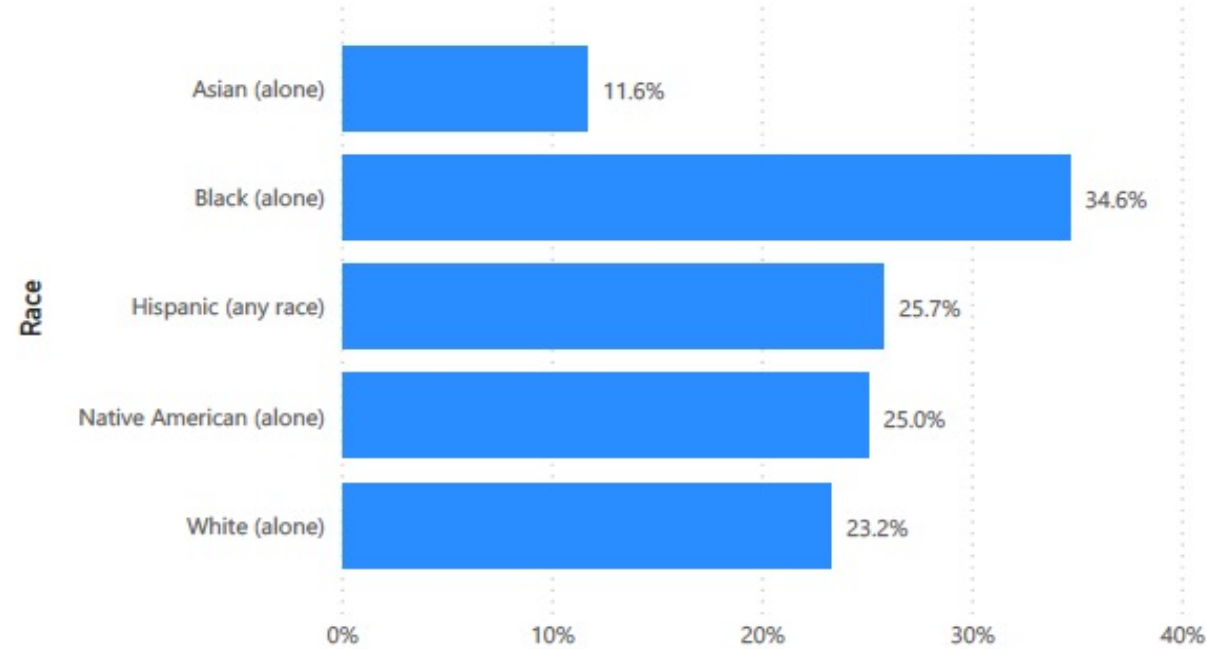
Source: [U.S. Census Bureau](#)



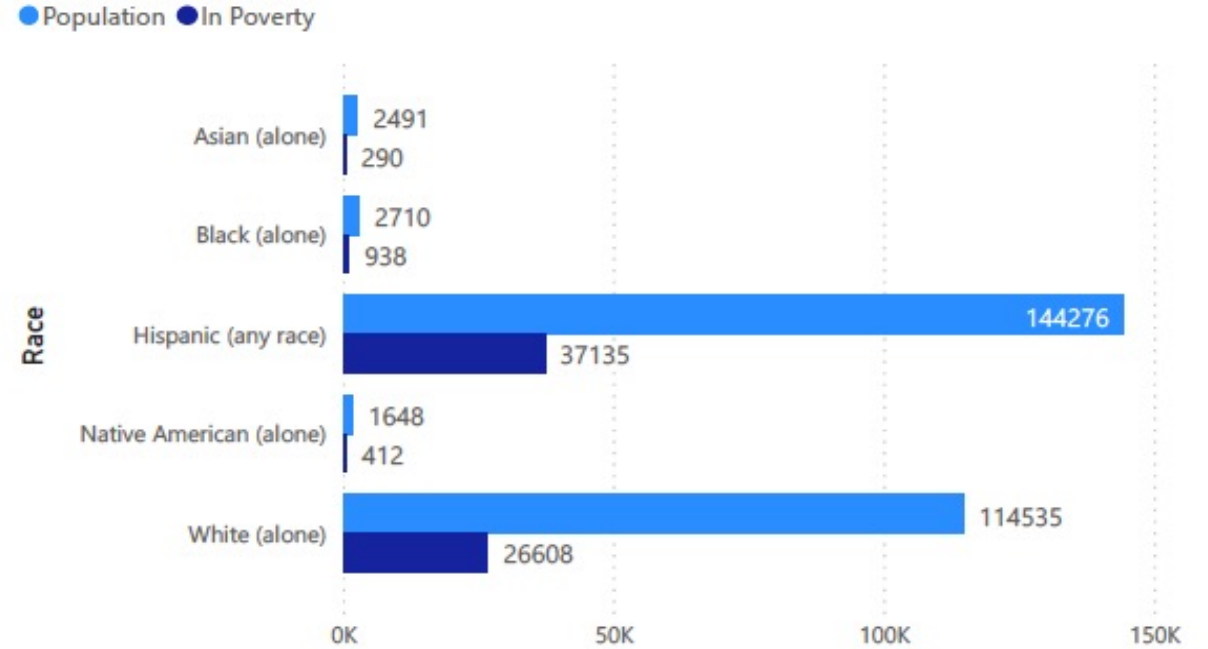
Hispanic population is the most in poverty followed by White.

Source: DataUSA, 2017

% of Individuals in Poverty Within Race



Population of Race and Number in Poverty



These two visuals are connected. The visual on the left shows the percentage of each race in poverty from each race's total population. The visual on the right shows the population of each race and how much of that population is in poverty in Imperial County.

- Black are the highest percentage in poverty as a total of their population followed by Hispanic, Native American, White and Asian.
- There are many magnitudes greater number of people from Hispanic and White communities.

Note: This data is from 2018

Source: [PovertyUSA](https://www.povertyusa.org/)